









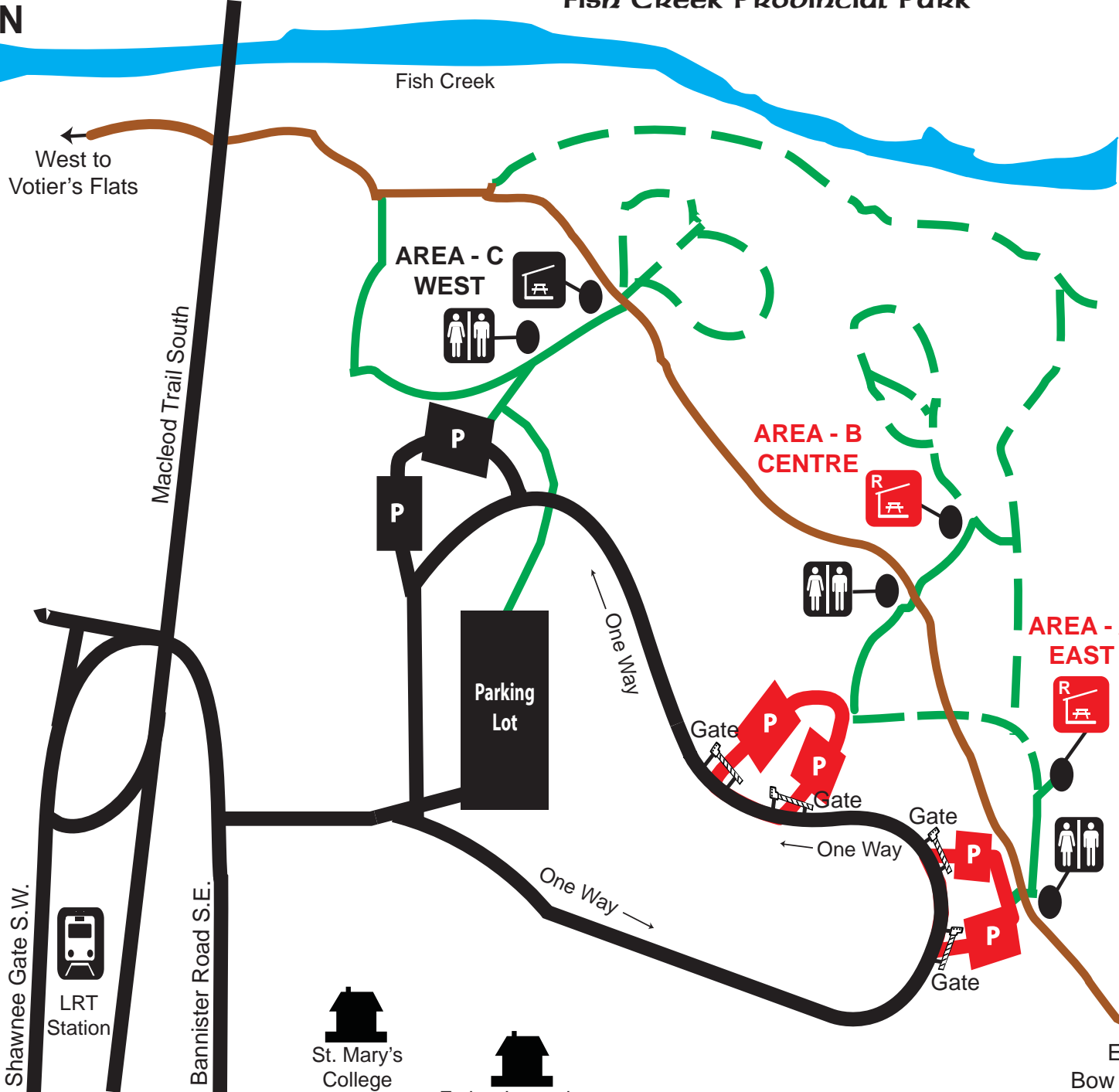


Glennfield Group Day Use Areas

Fish Creek Provincial Park

Legend

-  Reservable Group Use Area
-  Designated Parking for Reservable Group Use Area
-  Public (Unreservable) Group Use Area
-  Washroom
-  Regional Paved Pathway through Park
-  Paved Pathway
-  Granular Pathway
-  Roadway



The speed limit in provincial parks is 30 km per hour. Please drive carefully.

Please stay on designated pathways.

There are no off-leash areas in any Alberta provincial parks. ALL pets must be leashed.

Liquor is prohibited in the Park.

For Park information phone 403-297-5293 or email fishcreek@gov.ab.ca. EMERGENCY phone 911.

Website: www.fish-creek.org

Shawnee Gate S.W.



LRT Station

Macleod Trail South

Bannister Road S.E.



St. Mary's College



Father Lacombe Centre

East to the Bow Valley Ranch



Government of Alberta